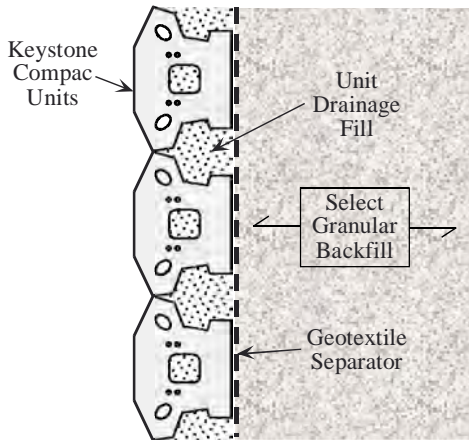


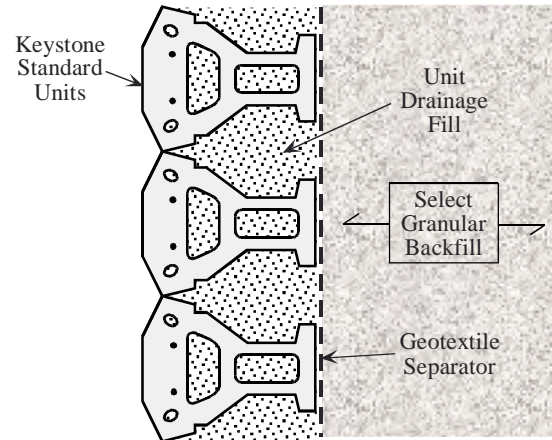


## Unit Drainage Fill Options

Placement of unit drainage fill in conjunction with different unit sizes and different backfill drainage and filtration requirements can result in some special combinations that have been utilized successfully in the past. There are some construction alignment considerations with different approaches that must be evaluated by the contractor. Acceptable variations are indicated below:

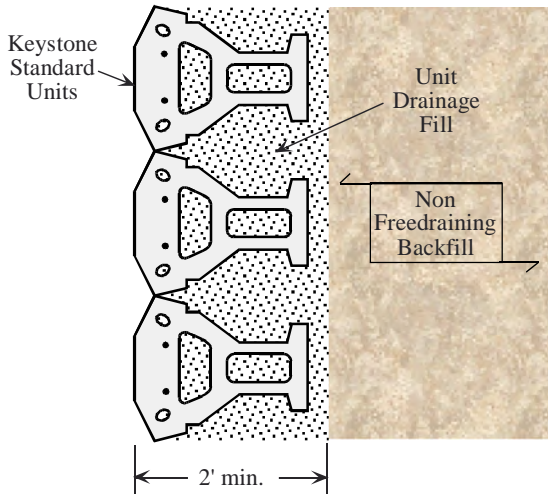


**Unit Drainage Fill/Select Backfill**

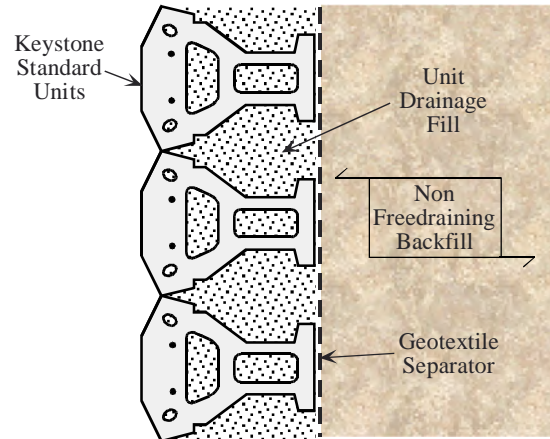


**Unit Drainage Fill/Select Backfill**

**A. Select Backfill** - When the reinforced backfill material is a select granular material which drains easily, a geotextile separator may be used to contain the drainage fill within the Keystone unit allowing placement of select backfill first followed by the drainage fill within the units.



**Unit Drainage Fill/Non-Select Backfill**



**Unit Drainage Fill/Non-Select Backfill**

**B. Non Select Backfill** - Keystone Standard units may be utilized with a geotextile separator against the tail of the units in lieu of the full 24" drainage zone in most applications to improve construction efficiency without significantly reducing drainage capability. The backfill can be placed against the geotextile first followed by the drainage fill within the units.